


International Brotherhood of Electrical Workers System Council T-3



2016

AT&T - DTV

Wage Tables- Example

Call Center Employees



Wage Tables

Call Center Employees

Customer Service Representative			
Step	Effective 9-3-16	Effective 9-3-17	Effective 9-2-18
1	\$440.00	\$440.00	\$440.00
2	\$457.50	\$458.50	\$459.50
3	\$475.50	\$478.00	\$479.50
4	\$494.00	\$498.00	\$500.50
5	\$514.00	\$519.00	\$522.50
6	\$534.00	\$540.50	\$545.50
7	\$555.00	\$563.50	\$569.50
8	\$577.00	\$587.00	\$594.50
9	\$600.00	\$612.00	\$621.00
10	\$623.50	\$637.50	\$648.00
11	\$648.50	\$664.50	\$676.50
12	\$674.00	\$692.50	\$706.50
13	\$700.50	\$721.50	\$737.50

WAGE SCHEDULE EXAMPLE

Customer Service Representative

Employees Rate of Pay on 9/3/2016 is \$459.60 a week

Employee would slot into Step 3 of the wage table at \$475.50 per week

3/3/2017 Employee receives a 6 month step increase to Step 4 to \$494.00 per week
(Occurs on the 2016 wage rate column as NID is prior to Contract Anniversary Date)

9/3/2017 Employee receives 2017 General Increase for Step 4, moving to \$498.00 per week

9/3/2017 Employee receives a 6 month step increase to Step 5 to \$519.00 per week

3/3/2018 Employee receives a 6 month step increase to Step 6 to \$540.50 per week
(Occurs on the 2017 wage rate column as NID is prior to Contract Anniversary Date)

9/2/2018 Employee receives the 2018 General Increase for Step 6 to \$545.50 per week

9/3/2018 Employee receives a 6 month step increase to Step 7 to \$569.50 per week


3/3/2019 Employee receives a 6 month step increase to Step 8 to \$594.50 per week



IBEW System Council T-3

2016 AT&T - DTV

Wage Tables- Example



Wage Tables

Call Center Employees


	Clerk		
Step	Effective 9-3-16	Effective 9-3-17	Effective 9-2-18
1	\$387.50	\$387.50	\$387.50
2	\$397.00	\$398.00	\$399.00
3	\$416.50	\$418.50	\$420.50
4	\$437.00	\$440.50	\$443.00
5	\$459.00	\$463.50	\$466.50
6	\$481.50	\$487.50	\$492.00
7	\$505.00	\$512.50	\$518.00
8	\$530.00	\$539.00	\$546.00
9	\$556.00	\$567.00	\$575.50
10	\$583.50	\$596.50	\$606.50
11	\$612.00	\$627.50	\$639.00
12	\$642.50	\$660.00	\$673.50
13	\$674.00	\$694.00	\$709.50



IBEW System Council T-3

2016 AT&T - DTV

Wage Tables- Example



Wage Tables

Call Center Employees


	Client	Service	Specialist
Step	Effective 9-3-16	Effective 9-3-17	Effective 9-2-18
1	\$513.00	\$513.00	\$513.00
2	\$530.00	\$531.00	\$532.00
3	\$547.00	\$550.00	\$552.00
4	\$565.00	\$569.50	\$572.50
5	\$584.00	\$589.50	\$594.00
6	\$603.00	\$610.50	\$616.00
7	\$623.00	\$632.00	\$639.00
8	\$643.00	\$654.50	\$663.00
9	\$664.50	\$677.50	\$687.50
10	\$686.00	\$701.50	\$713.00
11	\$708.50	\$726.00	\$740.00
12	\$732.00	\$752.00	\$767.50
13	\$756.00	\$778.50	\$796.00



IBEW System Council T-3

2016 AT&T - DTV

Wage Tables- Example



Wage Tables

Call Center Employees

Customer	Service	Service	Representative
Step	Effective 9-3-16	Effective 9-3-17	Effective 9-2-18
1	\$440.00	\$440.00	\$440.00
2	\$457.50	\$458.50	\$459.50
3	\$475.50	\$478.00	\$479.50
4	\$494.00	\$498.00	\$500.50
5	\$514.00	\$519.00	\$522.50
6	\$534.00	\$540.50	\$545.50
7	\$555.00	\$563.50	\$569.50
8	\$577.00	\$587.00	\$594.50
9	\$600.00	\$612.00	\$621.00
10	\$623.50	\$637.50	\$648.00
11	\$648.50	\$664.50	\$676.50
12	\$674.00	\$692.50	\$706.50
13	\$700.50	\$721.50	\$737.50



IBEW System Council T-3

2016 AT&T - DTV

Wage Tables- Example



Wage Tables

Call Center Employees


	Customer	Support	Specialist
Step	Effective 9-3-16	Effective 9-3-17	Effective 9-2-18
1	\$534.00	\$534.00	\$534.00
2	\$550.00	\$551.50	\$552.50
3	\$566.50	\$569.50	\$571.50
4	\$583.50	\$588.00	\$591.00
5	\$601.00	\$607.00	\$611.50
6	\$619.00	\$626.50	\$632.50
7	\$637.50	\$647.00	\$654.00
8	\$656.50	\$668.00	\$676.50
9	\$676.00	\$690.00	\$700.00
10	\$696.50	\$712.00	\$724.00
11	\$717.50	\$735.50	\$749.00
12	\$739.00	\$759.50	\$775.00
13	\$761.00	\$784.00	\$801.50



IBEW System Council T-3

2016 AT&T - DTV

Wage Tables- Example



Wage Tables

Call Center Employees

	Work	Force	Administrator
Step	Effective 9-3-16	Effective 9-3-17	Effective 9-2-18
1	\$438.00	\$438.00	\$438.00
2	\$454.50	\$455.50	\$556.50
3	\$471.50	\$474.00	\$475.50
4	\$489.00	\$492.50	\$495.50
5	\$507.50	\$512.50	\$516.50
6	\$526.50	\$533.00	\$538.00
7	\$546.00	\$554.50	\$560.50
8	\$566.50	\$576.50	\$584.00
9	\$588.00	\$599.50	\$608.50
10	\$610.00	\$623.50	\$634.00
11	\$632.50	\$648.50	\$661.00
12	\$656.50	\$674.50	\$688.50
13	\$681.00	\$701.50	\$717.50



IBEW System Council T-3

2016 AT&T - DTV

Wage Tables- Example

